

GQC1200

Bag Inserter (Contrary Insert) 紙箱套袋機(反套)



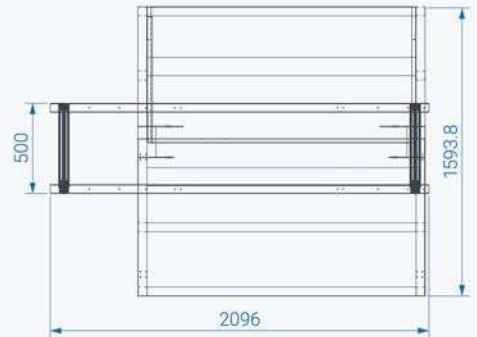
Online Video

Application

- This machine is suitable for packaging hardware, screws, etc.

Key Features

- Easy adjustment for various carton sizes.
- It can be connected with different peripheral equipments.
- Easy to operate and adjust.
- Applicable for diversity of products packaging.
- It can be connected to conveyors for automatically feed and output.
- Controlled by touch screen (HMI / MMI).

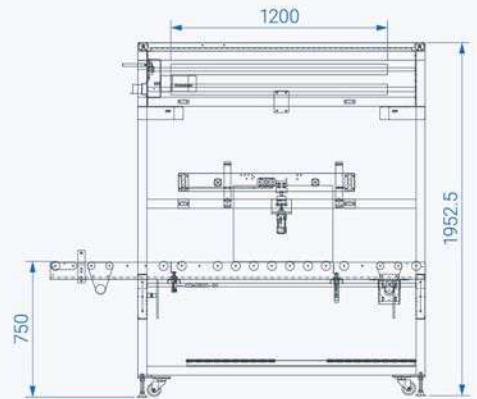
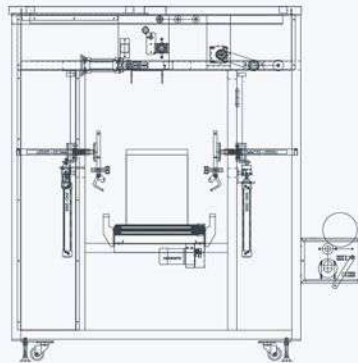


用途

- 本機適用於五金類、螺絲等產品包裝用。

特性

- 配合開箱尺寸。
- 可配合周邊設備。
- 操作簡單，容易調整。
- 適用於多樣化產品包裝。
- 可連接輸送機自動送料。
- 觸控式螢幕(人機介面)操控。



Machine Size	Sealing Size	Carton Size	Working Height	Packing Capacity	Voltage
機械尺寸	封口尺寸	包裝尺寸	工作高度	包裝速度	電壓
L2650 × W1660 × H2000 mm Spec. subject to change without prior notice. 機台尺寸以實際製作為準	1200 mm	L500 × W350 × H400 mm	750 mm	1~10 cartons/min	3Φ, 380V Depend on customer's request. 可依客戶需求指定